





















## 14 200m Backstroke Men Final

Official

Rank	Competitor	Age	Club	RT	PTS	Result
1	 TeRauroha Pak	15		0.60		<b>2:02.91</b> 15yrs NZR Entry: 2:05.88 <b>-2.97</b> 50m: 28.19 100m: 59.54 (31.35) 150m: 1:31.73 (32.19) 200m: 2:02.91 (31.18)
2	 Lucas Bell	16		0.51		<b>2:05.53</b> Entry: 2:14.17 <b>-8.64</b> 50m: 28.99 100m: 1:00.84 (31.85) 150m: 1:32.97 (32.13) 200m: 2:05.53 (32.56)
3	 Sebastian Sege	16		0.63		<b>2:07.82</b> Entry: 2:15.87 <b>-8.05</b> 50m: 29.32 100m: 1:01.41 (32.09) 150m: 1:34.39 (32.98) 200m: 2:07.82 (33.43)
4	 YiFan Zhang	15		0.60		<b>2:10.93</b> Entry: 2:11.84 <b>-0.91</b> 50m: 29.31 100m: 1:01.69 (32.38) 150m: 1:36.37 (34.68) 200m: 2:10.93 (34.56)
5	 Luoqingxi Chen	16		0.67		<b>2:10.96</b> Entry: 2:18.84 <b>-7.88</b> 50m: 29.02 100m: 1:01.56 (32.54) 150m: 1:36.22 (34.66) 200m: 2:10.96 (34.74)
6	 Ryan Hewertsoi	16		0.54		<b>2:10.98</b> Entry: 2:12.45 <b>-1.47</b> 50m: 29.31 100m: 1:01.89 (32.58) 150m: 1:36.11 (34.22) 200m: 2:10.98 (34.87)
7	 Jack McPhail	16		0.56		<b>2:11.56</b> Entry: 2:13.26 <b>-1.70</b> 50m: 29.41 100m: 1:02.62 (33.21) 150m: 1:37.23 (34.61) 200m: 2:11.56 (34.33)
8	 Paolo Grolli (V)	14		0.58		<b>2:13.63</b> Entry: 2:14.15 <b>-0.52</b> 50m: 30.38 100m: 1:04.36 (33.98) 150m: 1:39.37 (35.01) 200m: 2:13.63 (34.26)
9	 Connor Mahone	14		0.65		<b>2:13.86</b> Entry: 2:16.47 <b>-2.61</b> 50m: 30.77 100m: 1:05.22 (34.45) 150m: 1:40.32 (35.10) 200m: 2:13.86 (33.54)
10	 Timothy Chin	15		0.60		<b>2:14.94</b> Entry: 2:18.80 <b>-3.86</b> 50m: 31.12 100m: 1:05.02 (33.90) 150m: 1:40.29 (35.27) 200m: 2:14.94 (34.65)
11	 Charlie Madar-L	15		0.56		<b>2:15.93</b> Entry: 2:18.46 <b>-2.53</b> 50m: 31.17 100m: 1:05.32 (34.15) 150m: 1:40.56 (35.24) 200m: 2:15.93 (35.37)



Entry: 2:19.74 -3.39

50m: 31.70 100m: 1:06.48 (34.78)  
 150m: 1:41.84 (35.36)  
 200m: 2:16.35 (34.51)

13

Lukas De Wit

16



0.65

**2:17.26**  
 Entry: 2:18.32 -1.06

50m: 31.09 100m: 1:05.84 (34.75)  
 150m: 1:42.55 (36.71)  
 200m: 2:17.26 (34.71)

14

James Zhang

14



0.69

**2:18.41**  
 Entry: 2:20.02 -1.61

50m: 31.48 100m: 1:06.79 (35.31)  
 150m: 1:42.89 (36.10)  
 200m: 2:18.41 (35.52)

15

Riley Davis

15



0.77

**2:18.57**  
 Entry: 2:22.19 -3.62

50m: 32.30 100m: 1:07.51 (35.21)  
 150m: 1:43.45 (35.94)  
 200m: 2:18.57 (35.12)

16

Reagan Liang

13



0.67

**2:19.30**  
 Entry: 2:21.17 -1.87

50m: 31.67 100m: 1:06.54 (34.87)  
 150m: 1:42.81 (36.27)  
 200m: 2:19.30 (36.49)

17

Aliki Delaval (V)

14

0.67

**2:19.66**  
 Entry: 2:20.69 -1.03

50m: 31.97 100m: 1:07.35 (35.38)  
 150m: 1:44.00 (36.65)  
 200m: 2:19.66 (35.66)

18

Samuel Delama

16



0.81

**2:19.67**  
 Entry: 2:18.49 +1.18

50m: 31.17 100m: 1:05.82 (34.65)  
 150m: 1:42.99 (37.17)  
 200m: 2:19.67 (36.68)

19

Lachlan Collins

16



0.61

**2:19.88**  
 Entry: 2:21.31 -1.43

50m: 31.74 100m: 1:06.38 (34.64)  
 150m: 1:43.15 (36.77)  
 200m: 2:19.88 (36.73)

20

Levi Dixon

14



0.68

**2:20.05**  
 Entry: 2:19.90 +0.15

50m: 32.17 100m: 1:07.48 (35.31)  
 150m: 1:43.86 (36.38)  
 200m: 2:20.05 (36.19)

21

Daniel Brown

13



0.64

**2:20.14**  
 Entry: 2:22.73 -2.59

50m: 31.87 100m: 1:07.22 (35.35)  
 150m: 1:44.04 (36.82)  
 200m: 2:20.14 (36.10)

22

Alexander McEl

15



0.76

**2:20.16**  
 Entry: 2:21.25 -1.09

50m: 32.27 100m: 1:08.17 (35.90)  
 150m: 1:44.50 (36.33)  
 200m: 2:20.16 (35.66)

23

Jared Borea

16



0.61

**2:21.15**  
 Entry: 2:19.31 +1.84

50m: 32.85 100m: 1:08.90 (36.05)  
 150m: 1:46.18 (37.28)  
 200m: 2:21.15 (34.97)

24

Maddox Forrest


























15



0.69

**2:22.55**  
 Entry: 2:22.38 +0.17

50m: 33.46 100m: 1:09.87 (36.41)  
 150m: 1:46.93 (37.06)  
 200m: 2:22.55 (35.62)

25	 Paol Lorzil (V)	15		0.73	<b>2:23.84</b> Entry: 2:23.36 <b>+0.48</b>
	50m: 33.41 100m: 1:10.11 (36.70) 150m: 1:47.25 (37.14) 200m: 2:23.84 (36.59)				
26	 Luoqianhe Cher	14		0.62	<b>2:23.92</b> Entry: 2:23.21 <b>+0.71</b>
	50m: 33.15 100m: 1:10.17 (37.02) 150m: 1:47.93 (37.76) 200m: 2:23.92 (35.99)				
27	 Alexander Jiang	16		0.55	<b>2:23.96</b> Entry: 2:22.29 <b>+1.67</b>
	50m: 32.19 100m: 1:08.84 (36.65) 150m: 1:47.25 (38.41) 200m: 2:23.96 (36.71)				
28	 Steve Zhang	14		0.65	<b>2:24.89</b> Entry: 2:26.10 <b>-1.21</b>
	50m: 34.21 100m: 1:11.05 (36.84) 150m: 1:48.94 (37.89) 200m: 2:24.89 (35.95)				
29	 William Chugg	15		0.60	<b>2:25.02</b> Entry: 2:23.67 <b>+1.35</b>
	50m: 33.63 100m: 1:09.51 (35.88) 150m: 1:47.18 (37.67) 200m: 2:25.02 (37.84)				
30	 Fletcher Cummi	13		0.65	<b>2:25.36</b> Entry: 2:28.73 <b>-3.37</b>
	50m: 34.02 100m: 1:10.77 (36.75) 150m: 1:48.30 (37.53) 200m: 2:25.36 (37.06)				
31	 William Gascoic	13		0.82	<b>2:26.34</b> Entry: 2:26.93 <b>-0.59</b>
	50m: 32.60 100m: 1:10.02 (37.42) 150m: 1:48.69 (38.67) 200m: 2:26.34 (37.65)				
32	 Jonathan Yang	14		0.77	<b>2:27.03</b> Entry: 2:28.95 <b>-1.92</b>
	50m: 33.63 100m: 1:10.90 (37.27) 150m: 1:48.89 (37.99) 200m: 2:27.03 (38.14)				
33	 Ethan Jiao	13		0.76	<b>2:29.37</b> Entry: 2:29.47 <b>-0.10</b>
	50m: 35.63 100m: 1:14.25 (38.62) 150m: 1:53.05 (38.80) 200m: 2:29.37 (36.32)				
34	 Phoenix Botes	14		0.64	<b>2:29.84</b> Entry: 2:29.46 <b>+0.38</b>
	50m: 33.61 100m: 1:10.90 (37.29) 150m: 1:50.49 (39.59) 200m: 2:29.84 (39.35)				
35	 Isaac Gu	13		0.60	<b>2:29.92</b> Entry: 2:31.81 <b>-1.89</b>
	50m: 34.65 100m: 1:12.34 (37.69) 150m: 1:51.68 (39.34) 200m: 2:29.92 (38.24)				
36	 Ray Sun	13		0.61	<b>2:30.04</b> Entry: 2:32.27 <b>-2.23</b>
	50m: 33.80 100m: 1:11.41 (37.61) 150m: 1:51.40 (39.99) 200m: 2:30.04 (38.64)				
37	 Alex Sheng	13		0.97	<b>2:30.62</b> Entry: 2:31.69 <b>-1.07</b>
	50m: 35.49 100m: 1:15.43 (39.94) 150m: 1:53.84 (38.41) 200m: 2:30.62 (36.78)				

38



Benjamin Winte

14



0.70

2:32.69  
Entry: 2:30.52

+2.17

50m: 35.07 100m: 1:14.68 (39.61)

150m: 1:54.86 (40.18)

200m: 2:32.69 (37.83)

39



Jimmy Ward

13



0.84

2:32.74  
Entry: 2:31.22

+1.52

50m: 35.02 100m: 1:14.79 (39.77)

150m: 1:53.77 (38.98)

200m: 2:32.74 (38.97)

-



Malachy Adams

13

0.79

DSQ